



IESNA LM-80-2008

MEASURING LUMEN MAINTENANCE OF LED LIGHT SOURCES

MEASUREMENT AND TEST REPORT

For

Shenzhen Runlite Technology Co., Ltd

Building 15, Tantou Wset Industrial Zone, Songgang Street, Baoan District, Shenzhen City, China.

Model: T2835

Report Type: 6000 Hours Test Report	Product Type: LED Package
Test Engineer: Daniel Duan	<i>Daniel Duan</i>
Report Number: RSZ141117510-10	
Test Date: 2014-11-21 to 2015-07-29	
Report Date: 2015-08-06	
Reviewed By: Jeanne Han /EE Manager	<i>Jeanne Han</i>
Prepared By:	Bay Area Compliance Laboratories Corp. (Dongguan). Pu Long Cun 69, Puxinghu Industrial Area, Tangxia Town, Dongguan, Guangdong, P.R.China. Tel: +86-0769-86858888 Fax: +86-0769-86858588

Note: The test data was only valid for the test sample(s). This test report is prepared for the customer shown above and for the device described herein. It may not be duplicated or used in part without prior written consent from Bay Area Compliance Laboratories Corp. (Dongguan).

This report is valid only with a valid digital signature. The digital signature may be available only under the Adobe software above version 7.0.

TABLE OF CONTENTS

1 - GENERAL INFORMATION.....	3
1.1 DESCRIPTION OF LED LIGHT SOURCES	3
1.2 STANDARDS USED:.....	3
1.3 TEST FACILITY	3
1.4 DESCRIPTION OF AUXILIARY EQUIPMENT	3
1.5 OPERATING CYCLE.....	4
1.6 AMBIENT CONDITIONS	4
1.7 PHOTOMETRY MEASUREMENT UNCERTAINTY	4
1.8 SAMPLE SET	5
2 - SUMMARY OF TEST RESULT	6
3 - TEST DATA	7
3.1 DATA SET 1, 55 °C, 150 mA (LUMEN MAINTENANCE).....	7
3.2 DATA SET 1, 55 °C, 150 mA (CHROMATICITY SHIFT)	8
3.3 DATA SET 2, 85 °C, 150 mA (LUMEN MAINTENANCE).....	9
3.4 DATA SET 2, 85 °C, 150 mA (CHROMATICITY SHIFT)	10
3.5 DATA SET 3, 105 °C, 150 mA (LUMEN MAINTENANCE).....	11
3.6 DATA SET 3, 105 °C, 150 mA (CHROMATICITY SHIFT)	12
APPENDIX A – EUT PHOTO	13
A.1 MECHANICAL DIMENSIONS (TA = 25 °C).....	13
A.2 EUT PHOTO	13

1 - GENERAL INFORMATION

1.1 Description of LED Light Sources

Devices tested

Part Number: T2835
 Part Type: LED Package
 Nominal CCT: 2700K

1.2 Standards Used:

- IESNA LM-80-08: IES Approved Method for Measuring Lumen Maintenance of LED Light Sources.
- ENERGY STAR® Program Guidance Regarding LED Package, LED Array and LED Module Lumen Maintenance Performance Data Supporting Qualification of Lighting Products(This test method was not accredited by IAS)

1.3 Test Facility

The testing facility used by Bay Area Compliance Laboratories Corp. (Dongguan). is located at Pu Long Cun 69, Puxinghu Industrial Area, Tangxia Town, Dongguan, Guangdong, P.R.China.

1.4 Description of Auxiliary Equipment

Device	Manufacture	Model No	Serial No	Test Range	Calibration date	Calibration due date
Integral Sphere	EVERFINE	Diameter 0.3m	1011119	380-780nm, Diameter:0.3m,0-1999Lumen	2015-03-25	2016-03-25
Programmable Test Power for LEDs	EVERFINE	LED300E	1008002	15V/2000mA	2015-03-05	2016-03-05
High accuracy array spectroradiometer	EVERFINE	HAAS-2000	1012016T	380-780nm	2015-03-25	2016-03-25
Standard Light Source	EVERFINE	D062	1011093	N/A	2015-08-05	2016-08-05
Precision digital stabilized DC power supply	EVERFINE	WY605	G115987C J7321114	300VA	2015-03-05	2016-03-05
Multilayer aging machine	BACL	B2-270	20005	25°C~110°C	2014-08-11	2015-08-11
Digital CC&CV DC Power Supply	EVERFINE	WY5015	11060002	(50V/15A)	2015-07-11	2016-07-11
Digital CC&CV DC Power Supply	EVERFINE	WY5015	11060010	(50V/15A)	2015-03-05	2016-03-05
Digital CC&CV DC Power Supply	EVERFINE	WY5015	11090007	(50V/15A)	2015-03-05	2016-03-05

1.5 Operating Cycle

Samples are driven with a constant direct current (DC)

1.6 Ambient Conditions

For lumen maintenance test, samples were operated in thermal chambers with minimal ambient airflow. For long term reliability test, the case temperature was controlled by mounting several thermocouples on a sample reliability stress board at the designated thermal measurement point, as shown in APPENDIX. The ambient temperature T_A was measured by several thermocouples at a distance of 5 mm above the reliability test board. The relative humidity within chamber was less than 65%.

For photometry measurement, temperature was set to $25\text{ }^{\circ}\text{C} \pm 2\text{ }^{\circ}\text{C}$, RH <65%.

1.7 Photometry Measurement Uncertainty

The uncertainty of the light output measurements is $U=1.59\%$ ($K=2$), at the 95% confidence level. The uncertainty of the correlated color temperature measurements is $U=21\text{K}$ ($K=2$), at the 95% confidence level. This calibration results traceable to the NATIONAL INSTITUTE OF METROLOGY (NIM).

1.8 Sample Set

Sampling Method:

LED samples for IESNA LM-80 testing consist of units built from a minimum of three manufacturing lots with each manufacturing lot built from different wafer lots built on non-consecutive days.

These manufacturing lots are picked to represent a wide parametric distribution.

Each Sample is soldered to all of the reliability stress boards for a given set of IESNA LM-80 tests.

Sample Size:

Total 75Pcs;

Each Ts test condition 25Pcs

The samples tested at Ts 55 °C, Ts 85 °C and Ts 105 °C were received at 2014-11-17 and tested during 2014-11-21 to 2015-07-29. The samples were numbered from 1 to 25, 26 to 50 and 51 to 75

Data Set 1: 55 °C, 150mA

Part Number:	T2835
Number of Units:	25
Actual Case Temperature(T_S):	$T_S = 54.1$ °C
Actual Ambient Temperature(T_A):	$T_A = 51.2$ °C
Life Test Drive Current:	$I_F = 150$ mA
Measurement Current:	$I_F = 150$ mA

Data Set 2: 85 °C,150mA

Part Number:	T2835
Number of Units:	25
Actual Case Temperature(T_S):	$T_S = 84.2$ °C
Actual Ambient Temperature(T_A):	$T_A = 82.4$ °C
Life Test Drive Current:	$I_F = 150$ mA
Measurement Current:	$I_F = 150$ mA

Data Set 3: 105 °C, 150mA

Part Number:	T2835
Number of Units:	25
Actual Case Temperature(T_S):	$T_S = 104.4$ °C
Actual Ambient Temperature(T_A):	$T_A = 103.2$ °C
Life Test Drive Current:	$I_F = 150$ mA
Measurement Current:	$I_F = 150$ mA

2 - SUMMARY OF TEST RESULT

Data Set:	Data Set 1, 55 °C, 150mA
Number of Units:	25
Failures Observed:	0
Test Interval and Test Duration:	0h,1000h,2000h,3000h,4000h,5000h,6000h
Average. Lumen Maintenance at 6000 hours:	97.94%
Average Chromaticity Shift at 6000 hours ($\Delta u'v'$):	0.0014
Reported TM-21 L ₇₀ Lifetime:	>36,000 hours

Data Set:	Data Set 2, 85 °C, 150mA
Number of Units:	25
Failures Observed:	0
Test Interval and Test Duration:	0h,1000h,2000h,3000h,4000h,5000h,6000h
Average. Lumen Maintenance at 6000 hours:	97.38%
Average Chromaticity Shift at 6000 hours($\Delta u'v'$):	0.0018
Reported TM-21 L ₇₀ Lifetime:	>36,000 hours

Data Set:	Data Set 3, 105 °C, 150mA
Number of Units:	25
Failures Observed:	0
Test Interval and Test Duration:	0h,1000h,2000h,3000h,4000h,5000h,6000h
Average. Lumen Maintenance at 6000 hours:	96.86%
Average Chromaticity Shift at 6000 hours($\Delta u'v'$):	0.0016
Reported TM-21 L ₇₀ Lifetime:	>36,000 hours

3 - Test Data

3.1 Data Set 1, 55 °C, 150 mA (Lumen Maintenance)

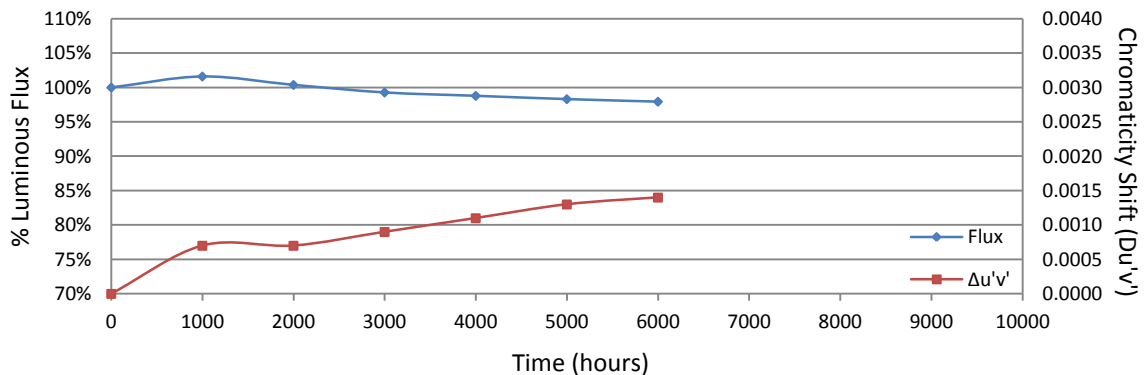
No.	V _F (V)	Φ(lm)	Lumen Maintenance (%)					
	0hr(Initial)		1000hrs	2000hrs	3000hrs	4000hrs	5000hrs	6000hrs
1	3.162	57.41	101.41	100.35	99.53	99.11	98.52	98.38
2	3.163	57.97	101.78	100.67	100.29	99.74	99.38	98.88
3	3.174	57.78	101.02	99.93	99.12	98.70	98.17	97.65
4	3.160	57.07	101.07	99.37	99.74	99.23	98.91	97.72
5	3.197	56.45	101.88	100.85	99.19	98.78	98.12	98.09
6	3.167	57.04	101.96	100.82	97.69	97.16	96.74	96.25
7	3.170	56.53	102.19	101.11	99.75	99.20	98.74	98.37
8	3.178	57.69	101.87	100.81	99.48	98.96	98.39	97.83
9	3.161	58.39	102.00	100.86	99.73	99.35	98.99	98.00
10	3.180	56.86	101.79	100.62	99.26	98.86	98.36	97.19
11	3.182	55.91	102.09	100.43	99.55	99.14	98.69	98.30
12	3.162	57.40	101.36	99.86	99.76	99.25	98.92	98.62
13	3.193	58.11	99.69	98.33	97.56	97.11	96.68	96.37
14	3.178	58.04	101.64	99.95	97.88	97.31	96.76	96.45
15	3.179	57.90	101.57	99.79	99.45	98.96	98.48	98.20
16	3.193	57.97	101.33	99.71	98.07	97.55	97.00	96.96
17	3.151	58.78	101.58	100.51	99.59	99.01	98.50	98.32
18	3.159	58.41	101.35	100.38	100.29	99.76	99.37	98.97
19	3.181	58.07	101.43	100.57	99.74	99.29	98.85	98.64
20	3.157	56.79	102.03	100.99	99.37	98.73	98.27	98.15
21	3.264	57.45	100.70	99.74	98.47	97.95	97.56	97.42
22	3.197	57.08	101.58	100.53	99.74	99.23	98.70	98.69
23	3.156	57.41	101.45	100.49	100.26	99.79	99.22	98.95
24	3.176	57.01	103.37	102.14	99.18	98.65	98.19	97.86
25	3.186	56.72	101.87	100.63	99.29	98.80	98.31	98.20
Ave.	3.1770	57.4496	101.60	100.38	99.28	98.79	98.31	97.94
Med.	3.1760	57.4100	101.58	100.51	99.48	98.96	98.48	98.15
st dev	0.0226	0.7022	0.6408	0.7136	0.7704	0.7765	0.7920	0.7863
Min.	3.1510	55.9100	99.69	98.33	97.56	97.11	96.68	96.25
Max.	3.2640	58.7800	103.37	102.14	100.29	99.79	99.38	98.97

TM-21 Projection:

Test Duration: 6000 hours
Failures Observed: 0
 α : 7.169E-06
 β : 1.019
Calculated L₇₀: 52,000hours
Reported L₇₀: >36,000hours

3.2 Data Set 1, 55 °C, 150 mA (Chromaticity Shift)

No.	u'	v'	CCT(K)	Chromaticity Shift ($\Delta u'v'$)					
	0hr(Initial)			1000hrs	2000hrs	3000hrs	4000hrs	5000hrs	6000hrs
1	0.2641	0.5326	2647	0.0006	0.0006	0.0008	0.0008	0.0010	0.0017
2	0.2671	0.5348	2583	0.0005	0.0006	0.0013	0.0014	0.0016	0.0012
3	0.2671	0.5355	2580	0.0004	0.0006	0.0009	0.0013	0.0016	0.0015
4	0.2664	0.5340	2598	0.0005	0.0006	0.0022	0.0020	0.0020	0.0018
5	0.2655	0.5327	2621	0.0007	0.0006	0.0010	0.0018	0.0014	0.0015
6	0.2642	0.5316	2650	0.0005	0.0008	0.0014	0.0017	0.0016	0.0013
7	0.2663	0.5333	2604	0.0007	0.0007	0.0007	0.0004	0.0006	0.0006
8	0.2649	0.5320	2633	0.0007	0.0006	0.0008	0.0009	0.0013	0.0014
9	0.2653	0.5327	2625	0.0006	0.0007	0.0009	0.0012	0.0016	0.0017
10	0.2652	0.5328	2626	0.0006	0.0007	0.0008	0.0013	0.0016	0.0011
11	0.2656	0.5337	2615	0.0006	0.0008	0.0009	0.0012	0.0015	0.0018
12	0.2663	0.5332	2604	0.0012	0.0009	0.0007	0.0007	0.0008	0.0019
13	0.2660	0.5337	2606	0.0007	0.0008	0.0009	0.0015	0.0017	0.0016
14	0.2662	0.5356	2597	0.0005	0.0008	0.0011	0.0008	0.0011	0.0016
15	0.2647	0.5316	2640	0.0007	0.0007	0.0007	0.0008	0.0010	0.0011
16	0.2643	0.5320	2646	0.0005	0.0006	0.0007	0.0009	0.0012	0.0010
17	0.2629	0.5314	2676	0.0006	0.0006	0.0007	0.0009	0.0011	0.0014
18	0.2631	0.5310	2674	0.0006	0.0006	0.0006	0.0008	0.0009	0.0006
19	0.2634	0.5295	2674	0.0006	0.0007	0.0008	0.0010	0.0014	0.0004
20	0.2657	0.5331	2615	0.0006	0.0006	0.0007	0.0010	0.0013	0.0011
21	0.2652	0.5324	2627	0.0007	0.0007	0.0007	0.0009	0.0010	0.0004
22	0.2668	0.5333	2594	0.0005	0.0007	0.0009	0.0010	0.0012	0.0010
23	0.2661	0.5324	2610	0.0006	0.0007	0.0008	0.0011	0.0014	0.0011
24	0.2637	0.5317	2660	0.0011	0.0009	0.0004	0.0001	0.0005	0.0009
25	0.2642	0.5313	2650	0.0008	0.0007	0.0008	0.0008	0.0010	0.0045
Ave.	0.2652	0.5327	2626	0.0007	0.0007	0.0009	0.0011	0.0013	0.0014
Med.	0.2653	0.5327	2625	0.0006	0.0007	0.0008	0.0010	0.0013	0.0013
st dev	0.0012	0.0014	28.1425	0.0002	0.0001	0.0003	0.0004	0.0004	0.0008
Min.	0.2629	0.5295	2580	0.0004	0.0006	0.0004	0.0001	0.0005	0.0004
Max.	0.2671	0.5356	2676	0.0012	0.0009	0.0022	0.0020	0.0020	0.0045



3.3 Data Set 2, 85 °C, 150 mA (Lumen Maintenance)

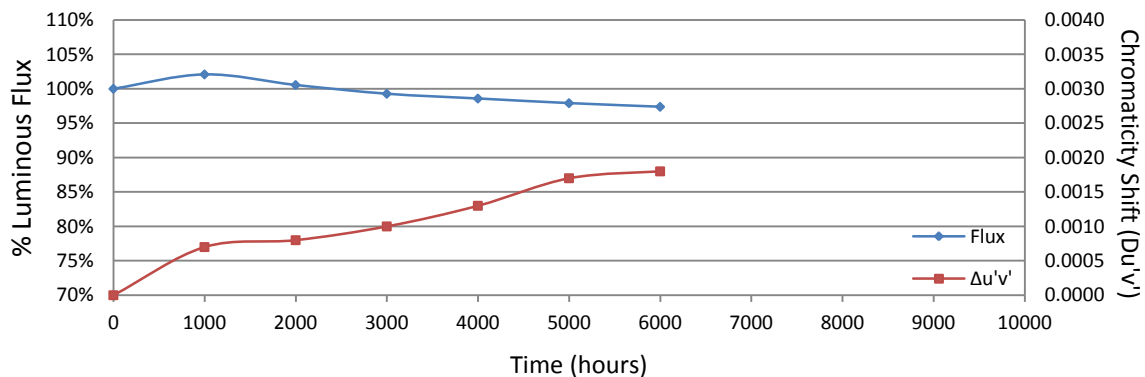
No.	V _F (V)	Φ(lm)	Lumen Maintenance (%)					
	0hr(Initial)		1000hrs	2000hrs	3000hrs	4000hrs	5000hrs	6000hrs
26	3.183	56.19	101.01	99.91	98.99	98.11	97.44	97.35
27	3.172	57.83	101.47	100.45	98.62	97.94	97.20	96.90
28	3.148	57.83	99.84	99.10	98.51	97.86	97.20	96.84
29	3.148	58.67	100.32	99.52	97.66	96.83	96.16	95.67
30	3.193	57.37	101.27	100.33	98.94	98.26	97.63	97.42
31	3.165	58.42	100.91	99.61	98.32	97.86	97.31	97.26
32	3.174	57.88	100.86	100.69	100.36	99.57	98.86	98.64
33	3.152	58.45	101.01	100.62	99.71	99.01	98.31	98.19
34	3.155	57.12	102.77	101.47	99.79	98.91	98.28	98.27
35	3.155	57.84	102.82	101.68	100.99	100.28	99.60	98.84
36	3.167	58.54	102.77	101.47	101.47	100.89	100.19	99.93
37	3.171	56.67	102.35	101.13	99.38	98.46	97.78	97.74
38	3.185	57.79	102.35	101.06	98.89	98.11	97.39	97.32
39	3.180	57.08	102.47	101.10	99.16	98.55	97.86	97.18
40	3.162	57.07	102.79	101.02	100.46	99.96	99.26	98.88
41	3.159	58.40	102.86	100.98	97.38	96.40	95.84	95.33
42	3.192	57.44	102.59	100.70	99.16	98.45	97.77	97.09
43	3.158	57.34	102.49	100.61	99.16	98.45	97.77	97.17
44	3.166	57.73	102.17	100.33	99.01	98.44	97.85	97.00
45	3.192	57.51	102.87	101.01	99.10	98.40	97.69	97.57
46	3.180	56.93	102.65	100.70	100.35	99.86	99.16	97.87
47	3.158	58.12	103.18	100.89	99.12	98.37	97.68	94.98
48	3.153	57.60	103.09	99.88	99.90	99.38	98.72	98.19
49	3.279	56.88	102.67	99.74	98.80	98.03	97.45	96.26
50	3.186	57.13	102.71	99.82	98.62	98.09	97.39	96.66
Ave.	3.173	57.59	102.09	100.55	99.27	98.58	97.91	97.38
Med.	3.167	57.60	102.49	100.69	99.12	98.44	97.77	97.32
st dev	0.0262	0.6326	0.9468	0.6727	0.9485	1.0029	0.9835	1.1280
Min.	3.148	56.19	99.84	99.10	97.38	96.40	95.84	94.98
Max.	3.279	58.67	103.18	101.68	101.47	100.89	100.19	99.93

TM-21 Projection:

Test Duration: 6000 hours
Failures Observed: 0
α: 9.228E-06
β: 1.025
Calculated L₇₀: 41,000hours
Reported L₇₀: >36,000hours

3.4 Data Set 2, 85 °C, 150 mA (Chromaticity Shift)

No.	u'	v'	CCT(K)	Chromaticity Shift ($\Delta u'v'$)					
	0hr(Initial)			1000hrs	2000hrs	3000hrs	4000hrs	5000hrs	6000hrs
26	0.2669	0.5342	2589	0.0007	0.0009	0.0011	0.0014	0.0016	0.0017
27	0.2663	0.5340	2601	0.0005	0.0006	0.0014	0.0013	0.0017	0.0013
28	0.2667	0.5334	2596	0.0009	0.0012	0.0012	0.0017	0.0020	0.0019
29	0.2642	0.5338	2641	0.0005	0.0007	0.0009	0.0013	0.0016	0.0016
30	0.2658	0.5332	2613	0.0005	0.0007	0.0009	0.0012	0.0016	0.0012
31	0.2671	0.5344	2585	0.0007	0.0006	0.0007	0.0012	0.0016	0.0012
32	0.2652	0.5309	2632	0.0006	0.0008	0.0011	0.0013	0.0016	0.0013
33	0.2666	0.5342	2593	0.0005	0.0006	0.0008	0.0011	0.0024	0.0018
34	0.2672	0.5344	2582	0.0006	0.0006	0.0008	0.0012	0.0015	0.0017
35	0.2667	0.5344	2593	0.0006	0.0006	0.0010	0.0011	0.0014	0.0016
36	0.2646	0.5326	2639	0.0007	0.0008	0.0010	0.0012	0.0016	0.0019
37	0.2623	0.5315	2687	0.0007	0.0007	0.0011	0.0018	0.0021	0.0024
38	0.2665	0.5327	2601	0.0014	0.0015	0.0017	0.0020	0.0023	0.0026
39	0.2650	0.5320	2632	0.0009	0.0008	0.0009	0.0013	0.0016	0.0020
40	0.2655	0.5322	2622	0.0008	0.0008	0.0009	0.0013	0.0015	0.0018
41	0.2669	0.5351	2586	0.0007	0.0005	0.0007	0.0010	0.0014	0.0015
42	0.2646	0.5327	2638	0.0006	0.0006	0.0009	0.0012	0.0015	0.0019
43	0.2659	0.5342	2608	0.0007	0.0008	0.0009	0.0011	0.0015	0.0017
44	0.2637	0.5318	2659	0.0007	0.0006	0.0006	0.0011	0.0014	0.0019
45	0.2622	0.5293	2699	0.0008	0.0009	0.0009	0.0012	0.0016	0.0016
46	0.2642	0.5323	2647	0.0009	0.0009	0.0009	0.0011	0.0014	0.0015
47	0.2653	0.5341	2619	0.0007	0.0006	0.0008	0.0010	0.0015	0.0016
48	0.2656	0.5331	2617	0.0007	0.0007	0.0010	0.0011	0.0014	0.0017
49	0.2649	0.5329	2631	0.0008	0.0011	0.0013	0.0021	0.0024	0.0029
50	0.2665	0.5334	2598	0.0007	0.0007	0.0008	0.0012	0.0016	0.0017
Ave.	0.2655	0.5331	2620	0.0007	0.0008	0.0010	0.0013	0.0017	0.0018
Med.	0.2656	0.5332	2617	0.0007	0.0007	0.0009	0.0012	0.0016	0.0017
st dev	0.0014	0.0013	30.7852	0.0002	0.0002	0.0002	0.0003	0.0003	0.0004
Min.	0.2622	0.5293	2582	0.0005	0.0005	0.0006	0.0010	0.0014	0.0012
Max.	0.2672	0.5351	2699	0.0014	0.0015	0.0017	0.0021	0.0024	0.0029



3.5 Data Set 3, 105 °C, 150 mA (Lumen Maintenance)

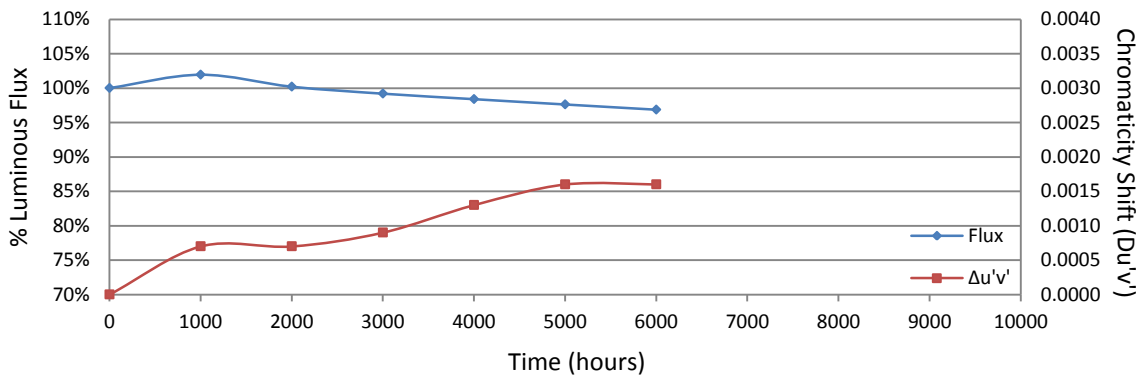
No.	V _F (V)	Φ(lm)	Lumen Maintenance (%)					
	0hr(Initial)		1000hrs	2000hrs	3000hrs	4000hrs	5000hrs	6000hrs
51	3.165	58.09	102.41	100.38	98.93	98.14	97.40	96.18
52	3.152	57.83	102.06	100.22	99.95	99.20	98.44	97.54
53	3.182	57.1	102.43	100.47	99.74	98.86	98.16	98.07
54	3.163	58.64	102.01	99.66	99.06	98.29	97.61	96.74
55	3.163	57.48	102.80	100.24	99.88	99.15	98.26	97.48
56	3.175	58.06	101.96	100.16	98.28	97.50	96.73	96.47
57	3.17	57.6	102.14	100.16	99.05	98.32	97.55	97.14
58	3.156	57.61	101.86	99.48	98.13	97.29	96.56	96.51
59	3.179	56.77	101.55	99.35	98.63	98.15	97.30	95.95
60	3.166	57.49	102.05	100.02	99.62	98.82	98.07	96.10
61	3.151	57.24	102.46	100.47	99.23	98.43	97.59	96.72
62	3.151	59.41	99.70	98.30	97.14	96.20	95.40	94.50
63	3.158	57.83	102.32	101.21	101.14	100.54	99.81	98.91
64	3.149	58.39	102.11	100.70	98.96	97.91	97.09	97.09
65	3.148	58.6	101.67	100.26	99.08	98.41	97.70	96.76
66	3.268	57.43	102.44	101.01	99.36	98.55	97.82	97.65
67	3.177	56.6	100.16	98.96	98.06	97.00	96.17	96.01
68	3.165	57.8	101.61	100.14	99.08	98.37	97.54	96.57
69	3.176	58.59	102.01	100.56	99.33	98.45	97.64	97.05
70	3.179	57.18	102.15	100.51	99.84	99.37	98.55	96.99
71	3.191	58.32	101.94	100.50	100.00	99.11	98.29	96.81
72	3.153	56.91	102.13	100.58	99.12	98.31	97.58	97.54
73	3.335	57.45	102.30	101.06	99.88	98.80	98.10	97.32
74	3.169	56.38	101.88	99.77	98.72	98.00	97.25	96.65
75	3.163	58.56	102.27	100.91	99.49	98.62	97.95	96.74
Ave.	3.177	57.45	101.94	100.20	99.19	98.39	97.62	96.86
Med.	3.176	57.41	102.06	100.26	99.12	98.41	97.61	96.76
st dev	0.0226	0.7022	0.6720	0.6687	0.7962	0.8478	0.8560	0.8330
Min.	3.151	55.91	99.70	98.30	97.14	96.20	95.40	94.50
Max.	3.264	58.78	102.80	101.21	101.14	100.54	99.81	98.91

TM-21 Projection:

Test Duration: 6000 hours
Failures Observed: 0
 α : 9.770E-06
 β : 1.025
Calculated L₇₀: 39,000 hours
Reported L₇₀: >36,000 hours

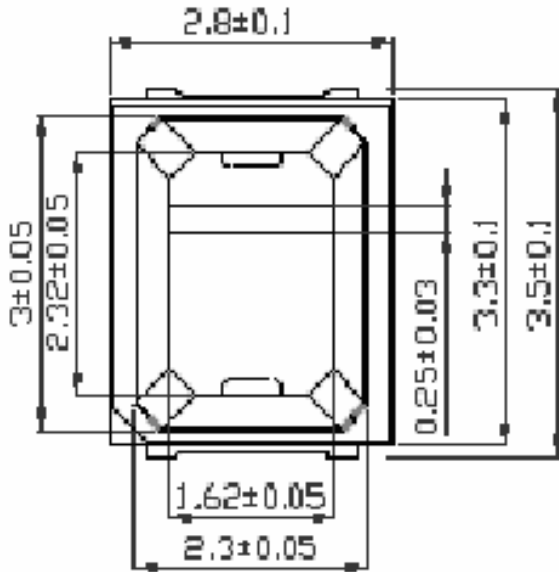
3.6 Data Set 3, 105 °C, 150 mA (Chromaticity Shift)

No.	u'	v'	CCT(K)	Chromaticity Shift ($\Delta u'v'$)					
	0hr(Initial)			1000hrs	2000hrs	3000hrs	4000hrs	5000hrs	6000hrs
51	0.2652	0.5335	2623	0.0007	0.0009	0.0010	0.0014	0.0017	0.0017
52	0.2672	0.5333	2586	0.0006	0.0008	0.0009	0.0014	0.0018	0.0027
53	0.2653	0.5320	2626	0.0008	0.0008	0.0009	0.0011	0.0016	0.0022
54	0.2636	0.5320	2660	0.0007	0.0008	0.0009	0.0014	0.0018	0.0023
55	0.2664	0.5347	2596	0.0008	0.0006	0.0007	0.0013	0.0017	0.0012
56	0.2655	0.5322	2621	0.0007	0.0007	0.0008	0.0012	0.0017	0.0012
57	0.2638	0.5328	2653	0.0007	0.0007	0.0009	0.0012	0.0015	0.0011
58	0.2642	0.5319	2649	0.0007	0.0007	0.0009	0.0014	0.0017	0.0012
59	0.2638	0.5314	2658	0.0009	0.0008	0.0007	0.0013	0.0016	0.0020
60	0.2643	0.5324	2645	0.0007	0.0007	0.0009	0.0013	0.0018	0.0017
61	0.2647	0.5334	2633	0.0006	0.0006	0.0005	0.0011	0.0015	0.0014
62	0.2552	0.5206	2893	0.0008	0.0010	0.0013	0.0012	0.0015	0.0015
63	0.2647	0.5318	2640	0.0007	0.0007	0.0011	0.0013	0.0016	0.0015
64	0.2649	0.5326	2632	0.0006	0.0007	0.0009	0.0014	0.0017	0.0021
65	0.2609	0.5289	2726	0.0007	0.0007	0.0007	0.0009	0.0013	0.0015
66	0.2652	0.5328	2625	0.0009	0.0007	0.0009	0.0011	0.0014	0.0013
67	0.2646	0.5311	2644	0.0009	0.0008	0.0007	0.0015	0.0019	0.0016
68	0.2665	0.5353	2592	0.0005	0.0005	0.0006	0.0011	0.0014	0.0015
69	0.2660	0.5329	2609	0.0007	0.0006	0.0007	0.0011	0.0013	0.0015
70	0.2631	0.5290	2681	0.0009	0.0008	0.0009	0.0011	0.0015	0.0013
71	0.2672	0.5346	2581	0.0007	0.0007	0.0009	0.0012	0.0015	0.0016
72	0.2658	0.5343	2609	0.0006	0.0008	0.0009	0.0012	0.0015	0.0014
73	0.2670	0.5352	2583	0.0006	0.0008	0.0010	0.0012	0.0016	0.0014
74	0.2665	0.5343	2596	0.0007	0.0009	0.0014	0.0016	0.0019	0.0018
75	0.2641	0.5342	2642	0.0006	0.0007	0.0006	0.0012	0.0016	0.0013
Ave.	0.2646	0.5323	2640	0.0007	0.0007	0.0009	0.0013	0.0016	0.0016
Med.	0.2649	0.5328	2632	0.0007	0.0007	0.0009	0.0012	0.0016	0.0015
st dev	0.0024	0.0029	62.2604	0.0001	0.0001	0.0002	0.0002	0.0002	0.0004
Min.	0.2552	0.5206	2581	0.0005	0.0005	0.0005	0.0009	0.0013	0.0011
Max.	0.2672	0.5353	2893	0.0009	0.0010	0.0014	0.0016	0.0019	0.0027




Appendix A – EUT PHOTO

A.1 Mechanical Dimensions (Ta = 25 °C)



All dimensions are in millimeter

A.2 EUT Photo



*****END OF REPORT*****